

**20' Curved Waveline**  
WL73C-PCC



**PARTS**



Corner Poles



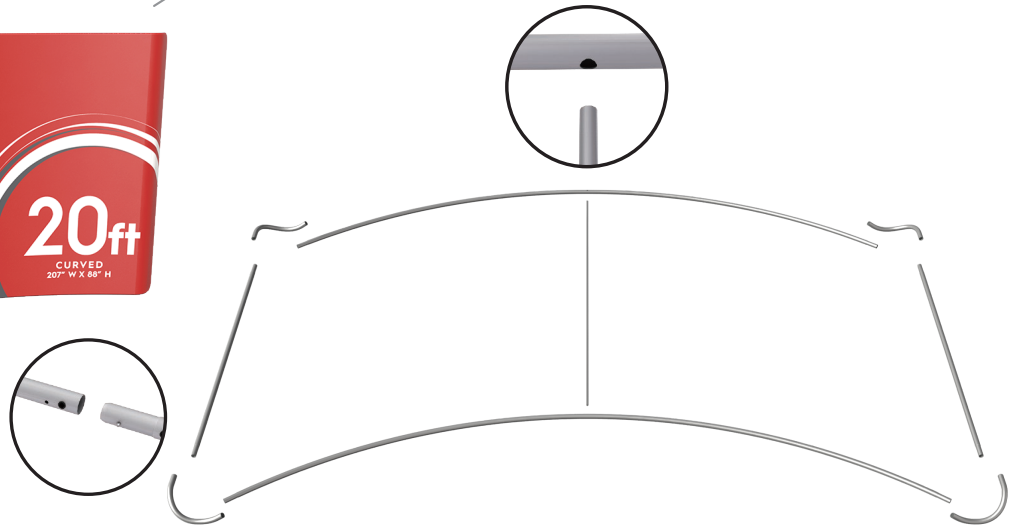
Straight & Curved Poles



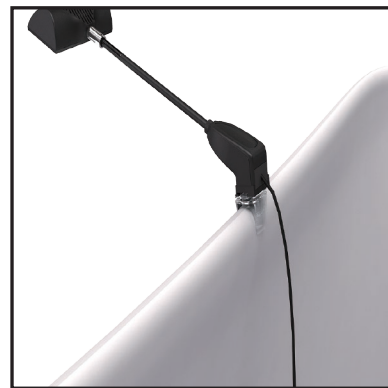
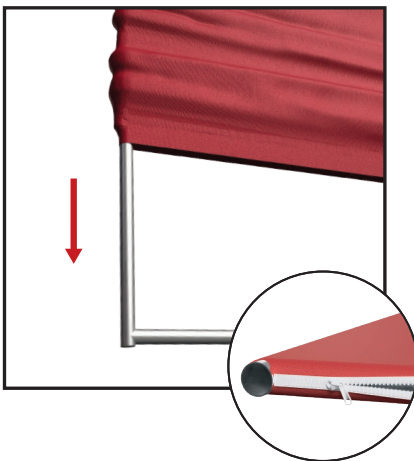
Bag



Graphic



① Lay out parts according to the assembly diagram and push the pipes together. Connect sections with matching shape codes and insert center support poles.



② Feed the fabric from the top of the frame, only a few feet at a time. Close the zipper.

③ For optional lights, position as desired and clamp into place.

**DISPLAY CONSTRUCTION**

Aluminum frame with aluminum support feet

**GRAPHIC MATERIAL & FINISHING**

Dye sublimated on One Planet, 100% recycled, fabric. Top grade YKK zippers along bottom of display.

Bottles recycled

**278**

**LIMITED WARRANTY**

- Frame : Lifetime      - Graphics : 30 days

**DIMENSIONS**

Assembled Unit	207" w x 88" h
Graphic Size	207" w x 90" h
Shipping Box	36" w x 14" h x 14" d, 40 lbs