

10' Serpentine Waveline

WL43S-PCC



PARTS



Corner Poles



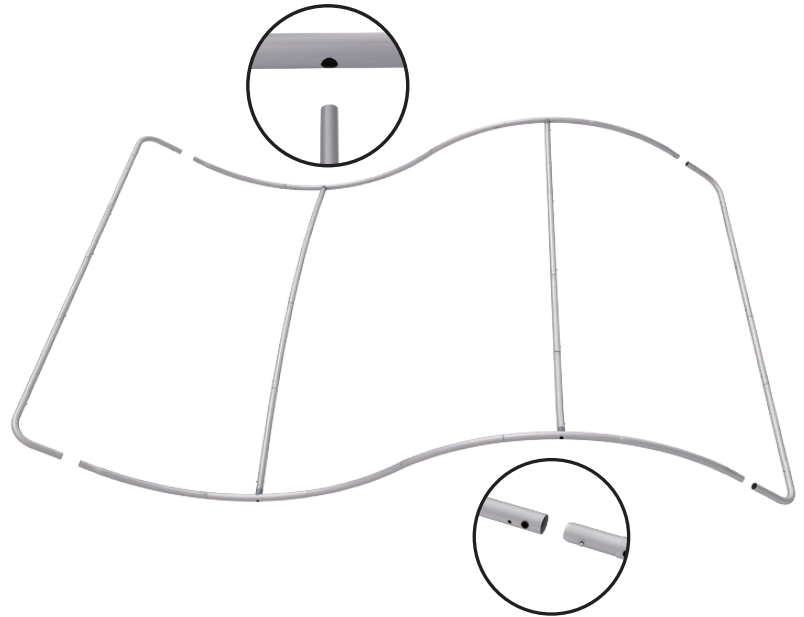

Straight & Curved Poles




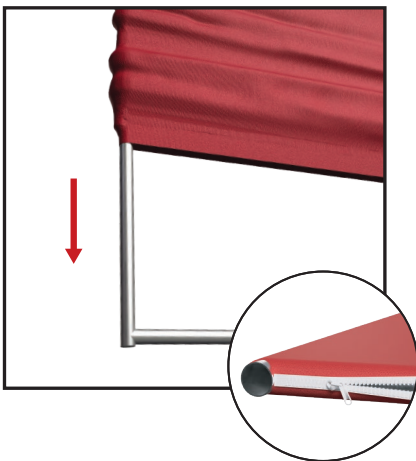
Bag



Graphic



- 1 Lay out parts according to the assembly diagram and push the pipes together. Connect sections with matching shape codes and insert center support poles.



- 2 Feed the fabric from the top of the frame, only a few feet at a time. Close the zipper.
- 3 For optional lights, position as desired and clamp into place.

DISPLAY CONSTRUCTION

Aluminum frame with aluminum support feet

GRAPHIC MATERIAL & FINISHING

Dye sublimated on One Planet, 100% recycled, fabric. Top grade YKK zippers along bottom of display.

Bottles recycled

166

LIMITED WARRANTY

- Frame : Lifetime - Graphics : 30 days

DIMENSIONS

Assembled Unit	119" w x 88.75" h
Graphic Size	120.5" w x 90" h
Shipping Box	36" w x 14" h x 14" d, 25 lbs