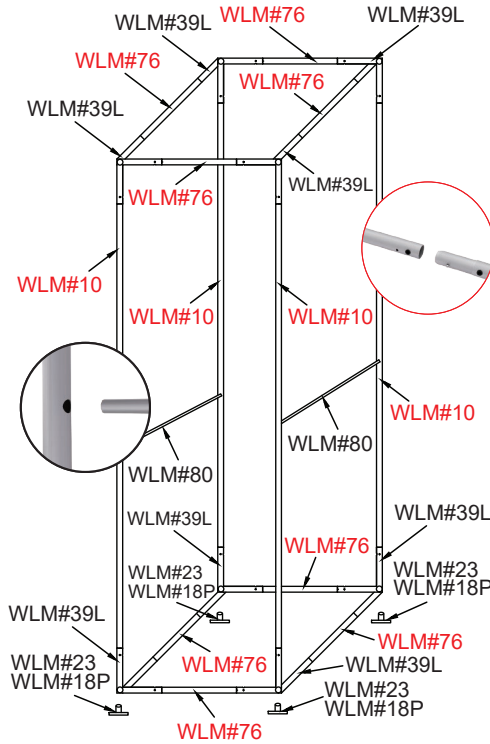
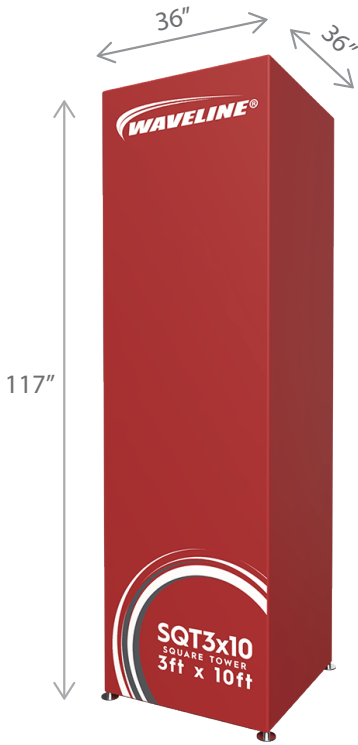


# Square Tower 3x10

## SQT3X10



### PARTS

**Bag**

**Graphic**

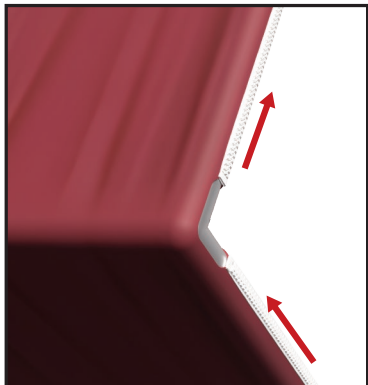
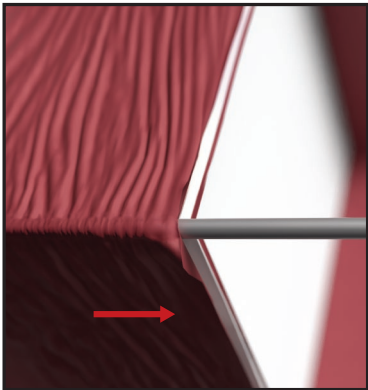
**Straight Poles**

**Corner Poles**

**Support Feet**

**one planet®**

① Lay out parts according to the assembly diagram and push the pipes together. Connect sections and insert center support poles.



② Feed the fabric from the top of the frame, only a few feet at a time. Close the zipper.

③ Lift the panels and fit on the feet.

SQT3X10	
QTY	PART NUMBER
8	WLM#39L
4	WLM#10
8	WLM#76
2	WLM#80
4	WLM#23
4	WLM#18P

DISPLAY CONSTRUCTION
Aluminum frame with aluminum support feet

GRAPHIC MATERIAL & FINISHING	
Dye sublimated on One Planet, 100% recycled, fabric. Top grade YKK zippers along bottom of display.	Bottles recycled
	146

LIMITED WARRANTY	
- Frame : Lifetime	- Graphics : 30 days

DIMENSIONS	
Assembled Unit	36" w x 117" h x 36" d
Graphic Size	35.75" w x 116" h x 35.75" d
Shipping Box	36" w x 14" h x 14" d, 35 lbs